

The Beauty of ...

“Brighton Cabinetry goes well beyond the surface. It’s the quality of the woods, the exceptional level of the craftsmanship, and the unique design aspects of the many custom features.”



BRIGHTON
Cabinetry

Photo by Nicole Larson Photography
Designed by Merri Interiors

Brighton Cabinets

combine exquisite wood types, expressive door styles and enduring colors to create a unique and beautiful statement in your home. Brighton Cabinetry brings you options that include warm woods like Red Oak, Maple, Cherry, and Walnut, and those with a distinctive look such as Red Birch, Rustic Alder, Quarter Sawn White Oak, Red Grandis, Hickory and Rustic Hickory. Each bringing its own particular characteristics to a variety of cabinet styles.

Maple

A smooth, close-grain wood that is primarily white in color. While maple is very uniform, you will notice random rays of wood grain outlined in small dark lines. Small black dots, known as bird's eyes, and black mineral traces are another touch of nature. Maple will begin to take on a golden hue as it ages.

Cherry

Ranges in color from white to deep brown. Exposure to light in your home deepens these colors, turning the wood to a dark, reddish brown in the darker areas, while the light areas will deepen to shades from yellow to brown. These changes are natural and should be expected.

Rustic Alder

Also known as Knotty Alder, Rustic Alder is a pale yellow to light brown. The color is somewhat uniform throughout with sound whole knots and cut knots giving this specie a very rustic appearance. It is fine grained with moderate variation.

Red Oak

Is a very strong, open grained wood with color ranging from salmon to white. The accents of green, yellow, or black that run through the surface are signs of mineral deposits absorbed during the tree's growth. Worm holes, knots, and wild grain patterns all serve as nature's fingerprints on solid oak doors.

Red Grandis

A strong and varied grain wood, with medium texture and occasional color streaks. Light finishes reveal a color range from pink to reddish brown. Contrasting shades of red and brown are its natural characteristics. When exposed to light, Red Grandis darkens in color. Red Grandis is grown in renewable plantations, helping to protect the environment.

Hickory/ Rustic Hickory

A strong and varied grain wood. In a light finish, the color ranges from white to dark chocolate brown. Random knots and worm holes add even more character to its natural beauty. Rustic Hickory displays the same characteristics with the addition of whole and cut knots.

Red Birch

From the heartwood of the tree, Red Birch is a tight, close-grain wood. The pattern can range from a plain, indistinct growth to a figured or curly grain. Streaky colors are common with contrasting shades of red and brown that can also be present as pink or even as a purplish tone.



Quarter Sawn White Oak

As a result of the style of cut known as quarter sawn, this straight-grain wood displays a dramatic pattern sometimes called "ribbon and flake." It varies in color from white to light tan, medium brown, or a pale yellow-brown with a pinkish tinge. It has a medium to course texture with small knots, mineral deposits, or worm holes occasionally present.

Walnut

A beautiful wood when stained or Natural. The inherent characteristics common for this specie result in a blend of off-white to gray to medium brown tones throughout. It shows a curly grain pattern with occasional mineral or pin knots. Standard grade Walnut can have up to 35% of sap-wood present in the center panels of doors.

Painted Cabinets

Combine the beauty of wood with the clean look of a painted finish. Over time, the wood naturally expands and contracts. While the painted finish may develop hairline cracks, most noticeable in the joint areas, this is a result of the genuine hardwoods used in our products' manufacture. It should not detract from the cabinet's beauty.

Finishes

By combining a variety of finishes with the natural characteristics found in wood, Brighton Cabinetry, Inc. creates the appearance desired by today's discerning homeowner.

Each order will become a unique yet functional work of art through the selection of a balanced combination of species, finishes, and profiles.

Visit our website at www.brightoncabinetry.com to browse through our gallery of finishes and color options that are available in each of our standard species of wood.

Custom finishes, color matches, glazes, and distressed finishes are also available. Brighton Cabinetry can match specific color swatches to coordinate with the customer's home decor.

Custom Features

The interior accessories shown offer improved accessibility of stored items, increasing the efficiency of preparation and clean up, as well as helping to define spaces and organize items stored in the cabinetry. They are not all that Brighton offers; we can also build custom designed cabinets from drawings too, allowing more creativity and individuality for the savviest designer.


Most popular accessories shown and listed on the right side of the page with corresponding numbers:

1. Adjustable roll out shelves on full-extension, undermount glides that have soft-close feature
2. Cutlery divider
3. Pull out canned goods/ spice storage cabinet
4. Door mounted spice rack
5. Wall plate rack and vertical wine storage cubby
6. Wine bottle shelf and stemware holder
7. Pull out trash bins (Double shown)
8. Lazy susan on adjustable shelves

From Cover: Can good storage and Toe kick drawer

Page 1: Split turn post

Page 3: Floating Shelves above floating cabinet



Cabinet Construction

Doors:

Most are made from select kiln dried hardwoods using 3/4" frames and solid wood center panels. See specific door styles in the product catalog for exceptions.

Frames:

Overlay cabinet front frames are 3/4" solid hardwoods with 1-1/2" wide stiles and rails. Inset wall and tall cabinets are built with 2-1/2" top rail while overlay cabinets will have 1-1/2" top frame rails. Standard base height cabinet face frames are 30" high with a 4-1/2" toe space creating an overall height of 34-1/2". Center stiles on 2-door cabinets 39" and wider are the standard. (See Plainfield door style in the product catalog for exceptions.)

Case Construction and Interiors:

1/2" plywood case is standard, with a UV Birch veneer interior. Matching wood interiors are offered as an upgrade.

Back:

Cabinet backs are 1/4" veneer panels dadoed into the sides. 1/2" plywood hanging rails on wall cabinets are mounted externally.

Toe Space:

Toe space is 4-1/2" high and 3-1/2" deep with a 1/2" sub toe board. Finished toe board matching the specie and finish of cabinets is available as an accessory. Toe space platforms will be shipped loose on super susan bases, diagonal corner bases, and tall cabinets taller than 84" as a standard.

Drawers:

Are 5/8" solid maple sides, dovetailed front and back with a 1/4" maple plywood, captured bottom.



Glides:

Undermount full extension glides with Blumotion (soft cushion-like close) are standard. Our adjustable rollouts also feature the same Blumotion undermount glides.

Shelves and Supports:

Adjustable shelves are 3/4" Birch veneer plywood, front edge banded. The shelf supports are nickel-plated steel pegs in 5mm holes, adjustable in 32mm (approx. 1 1/4") increments. Typical minimum frame opening height for an adjustable shelf is 18".

Species:

Available in Cherry, Hickory, Maple, Quarter Sawn White Oak, Red Birch, Red Grandis, Red Oak, Rustic Alder, Rustic Hickory, and Walnut.

Hinging:

Door hinging is available in semi-overlay concealed, semi-overlay knife, semi-overlay knife-lip door (3/8" inset), full inset with barrel or concealed hinge, and full-overlay concealed. Most concealed hinges have soft close as a standard feature.

Door Styles

*Most raised panel door styles are also offered with a flat center panel.

*Finishes displayed on doors, may not be an accurate representation of actual color.

Please see your authorized Brighton dealer for current color samples.



Amesbury



Aspen



Bryant



Cafe'



Cascade



Churchill



Cottage



Craftsman

Door Styles

*Most raised panel door styles are also offered with a flat center panel.

*Finishes displayed on doors, may not be an accurate representation of actual color.

Please see your authorized Brighton dealer for current color samples.



Cumberland



Eclipse



Fairfield



Fairhaven



Glendale



Hamilton



Hampton



Hanover

Door Styles

*Most raised panel door styles are also offered with a flat center panel.

*Finishes displayed on doors, may not be an accurate representation of actual color.

Please see your authorized Brighton dealer for current color samples.



Heartland



Heritage



Highland



Hillsbrad



Homeland



Lakeland



LaPorte



LaSalle

Door Styles

*Most raised panel door styles are also offered with a flat center panel.

*Finishes displayed on doors, may not be an accurate representation of actual color.


Please see your authorized Brighton dealer for current color samples.



Lincoln



Luna



Madrid (Veneer)



Marquis




Meadowview



Monroe



Neoga Ridge



Neoga Ridge Arched

Door Styles

*Most raised panel door styles are also offered with a flat center panel.

*Finishes displayed on doors, may not be an accurate representation of actual color.

Please see your authorized Brighton dealer for current color samples.



Newport



Plainfield



Prairie



Ramsey



Rodera



Sardinia (Vencer)



Saxony



Shaker

Door Styles

*Most raised panel door styles are also offered with a flat center panel.

*Finishes displayed on doors, may not be an accurate representation of actual color.

Please see your authorized Brighton dealer for current color samples.



Shaker Medium



Sheldon



Summit



Sunrise



Thompson



Valletta (Veneer)



Verona



Wabash

Door Styles

*Most raised panel door styles are also offered with a flat center panel.

*Finishes displayed on doors, may not be an accurate representation of actual color.

Please see your authorized Brighton dealer for current color samples.



Wide Rail Shaker




Woodridge



Zenith

Accessories shown and listed on the right side and bottom of the page with corresponding numbers:

1. Spice Filler Pullout
2. Hair Appliance Pullout
3. Double Knife Block



Brighton Cabinetry, Inc.

After all you've invested in your home, you deserve the very best--starting with the highest quality materials and distinctive designs of master craftsmen, who create that one-of-a-kind look you want.

We're dedicated to creating sophisticated and functional cabinets for every area of your home.

From stylish simplicity to decorative elegance, Brighton Cabinetry offers endless possibilities for personal expression.

Choose from more than 1,000 combinations of door styles, woods, and finish options designed to please even the most discerning homeowner.

Our exquisite attention to detail and master craftsmanship assure you of cabinetry that perfectly fits your needs and tastes.

Brighton Cabinetry, Inc. has been providing custom cabinetry to customers across the Midwest and along the East Coast for two decades.



Brighton cabinets have been a part of "The Green House," a featured exhibit in the National Building Museum in Washington, D.C.

Brighton Cabinetry is a member of the Kitchen Cabinet Manufacturers Association and provides quality cabinets certified by KCMA testing.



ALL PRODUCTS IMPACT THE ENVIRONMENT FOR EEP PROGRAM CRITERIA, VISIT KCMA.ORG

